

Ease of Operation.

Strength, style and quality are built into every Geneva Window.

Aside Geneva Windows offer exceptional energy-savings at a cost that fits your budget easily. The key is a precise attention to detail to result in quality – inside and out.

- Vinyl frames and sashes** will never chip, peel, crack or warp. Made tough and solid with virgin vinyl (PVC) powder, their color is formulated throughout so the beautiful luster lasts.
- Multi-chambered sash and mainframe structure** creates insulating air spaces for superior thermal efficiency.
- Insulated glass unit** with optimal air space improves year round performance.
- Interlock at sash meeting rails** creates a super-tight seal against air infiltration. Adds to your sense of security, comfort and well-being.
- PPG Intercept™ Warm Edge Spacer System** maximizes performance and longevity.
- Metal reinforcement** for added strength at the meeting rail.
- Drop-in glazing** for extra protection from the elements.
- Fully extruded lift rails** provide strength and stability for easy operation.
- Sloped sill** forces water to drain to the exterior of the window.
- Protective bulb seal** at the sill provides extra protection from the elements—sealing tightly against dust, dirt and air infiltration.

Plus these additional features:

- **Fusion-welded sashes** add strength and rigidity.
- **Constant force balance system** puts an end to sash cords, weights and pulleys. You'll benefit from smooth, comfortable fingertip operation.
- **Dual ventilator locks** provide a safe, secure way to keep windows open for proper ventilation.
- **Double barrier-fin weatherstripping** at sash sides help keep out dirt and noise, and protect against air infiltration.
- **Full balance covers** help protect against air infiltration while adding a finished look to the window frame.



Upgrade to ClimaTech® and improve your window's performance.

The optional ClimaTech Insulated Glass Package combines PPG's Solarban® 60 multi-layered Low-E Glass with the Intercept™ Warm Edge Spacer System and argon gas. The ClimaTech glass package is up to 40% more energy efficient than most other low-E or mid-E glass systems, and provides more than twice the energy efficiency of clear glass units.

Geneva Windows with ClimaTech far exceed the performance requirements set forth by the US Department of Energy in conjunction with the National Fenestration Rating Council (NFRC) test criteria.

One of the most critical NFRC tests measures the rate of heat loss through a window or door (U-Value). The lower the U-Value, the better the product is at resisting heat flow, which results in a product with a greater insulating value.


Window U-Value Comparison	
Window Size	36" x 60"
Clear Glass Unit	0.49

Type of Glass Unit	Clear	Low-E/Argon
SHGC	0.58	0.31

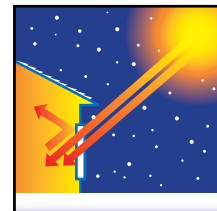
Another critical NFRC test is for Solar Heat Gain Coefficient (SHGC). This procedure measures how well a product blocks heat caused by sunlight. Again, the

lower the number, the less solar heat the window transmits into the home.

Both charts clearly show how the performance of Geneva Windows can be enhanced with the addition of the ClimaTech Insulated Glass Package.



Low-E Glass filters long-wave radiation. This reduces heat gain in your home from the sun in the summer, keeping your home cooler.



Low-E takes on a new duty in winter months. It lets warm solar rays into your home while blocking the heat in your home from getting out.

What do the experts have to say about the reliability of Geneva Windows...read on.

You expect us to say Geneva Windows are technically superior. And we understand that you might want to verify our claim.

That's why we have independent testing and certification agencies test Geneva Windows. Here's what their findings say:

■ Geneva Windows easily passed the rigorous air infiltration resistance testing procedure of the American Society for Testing and Materials (ASTM). ASTM E 283.

■ Geneva Windows resisted water infiltration during a test in which the equivalent of eight inches of rain an hour is blown onto the window at a simulated wind speed of approximately 60 mph. ASTM E 547.

■ Geneva Windows maintained their structural strength and integrity in tests simulating winds of over 155 mph. (This is the same wind speed reserved for Category 5 hurricanes by the National Hurricane Center). ASTM E 330. These tests were witnessed by independent testing laboratories utilizing the nationally recognized and accepted American Architectural Manufacturers Association (AAMA) test standards and criteria. Tough tests, tough judges, tough window. Geneva Windows. The best way to look out on the world.

Your absolute guarantee of quality... the Alside Lifetime Limited Warranty.

Geneva Windows are made by Alside, a recognized leader in product innovation, manufacturing excellence and uncompromising quality control. That's a reputation you can count on, from the day your windows are installed until the day you sell your home. And to make your buying decision easier, Alside backs all Geneva Windows with its Lifetime Limited Warranty†. Your assurance that we mean what we say.



Underwriters Laboratories approved.

The respected product safety organization, Underwriters Laboratories, has inspected and tested Geneva Windows, certifying that they are UL Classified to ASTM E84.




ENERGY STAR®
PARTNER OF THE YEAR
2000, 2001 & 2002



Geneva™

Welded Sash Vinyl Windows



A new view on style.



Alside

Alside, Inc. PO Box 2010 Akron, Ohio 44309
1-800-922-6009 www.alside.com

Alside

Windows that look as good as they perform...

The problem has always been, how do you capture more light but keep out the heat, cold and inclement weather? The best solution you'll find is beautiful, energy-efficient Geneva Windows. They combine the refinements of clean lines and tasteful architectural details with the performance of modern materials and construction. They'll add to your home's beauty, show off your landscape and still maintain the comfort of family members and friends.

...and keep their good looks for years to come.

Geneva Windows are designed and built to last. Our engineers have the expertise and experience to create advanced window technology, incorporating fusion-welded sashes; high performance insulated glass; and more than a dozen other energy efficient features. And, we back our windows with a lifetime limited warranty.

All of this simply means that Geneva Windows will help to reduce your energy costs, keep the weather where it belongs and enhance the style and value of your home now and in the years ahead.



Geneva Windows...elegance, beauty and style at every turn.

Double-Hung Windows.

The understated elegance of these classic windows is paired with the latest tilt-to-clean features.



- Durable fusion-welded sashes add strength and rigidity.
- Multi-chambered sash and mainframe structure creates insulating air spaces for superior thermal efficiency.
- Interlock at sash meeting rails creates a super-tight seal against air infiltration.
- Sloped sill forces water to drain to the exterior of the window.
- Fully extruded lift rails provide strength and stability for easy operation.
- Drop-in glazing for extra protection from the elements.

Awning Windows.

This convenient window style makes a striking architectural statement in your home.



- Beveled exterior sash design gives the window the appearance of a larger glass area with an attractive slimline look.
- Heavy-duty state-of-the-art hinge system provides easy operation from inside the home.
- Metal reinforcement helps to secure the operating hinge system.
- Awning windows feature a dual point locking system for a safe secure fit.
- Multiple lite configurations available in single mainframe.

Sliding Windows.

Crisp lines and easy-touch opening are a welcome addition to your home.



- Multi-chambered sash and mainframe structure creates insulating air spaces for superior thermal efficiency.
- Durable fusion-welded sashes add strength and rigidity.
- Metal reinforcement for added strength at the meeting rail.
- Double barrier-fin weatherstripping at sash sides help keep out dirt and noise and protect against air infiltration.
- Nylon-encased dual metal roller system.
- Theft deterrent blocks.

Bay and Bow Windows.

Gracious spaces suffused with light are the hallmark of these beautifully-crafted windows.



- 1-1/4" furniture grade veneer is standard in the construction of head, seatboards and jambs.
- Head and seatboards in oak or birch veneer finish each window and are ready for painting or staining.
- Slimline reinforced mullion design provides superior strength and support for the selected components.
- Bay and bow windows are available in white or beige with optional light oak, dark oak or cherry woodgrain interior finishes.
- Exterior roof system available with copper or painted aluminum roof clad kits.

Swing & Clean Windows.

The perfect blend of form and function in a virtually maintenance-free window.



- Multi-chambered vinyl frame that provides insulation and adds to the windows energy efficiency.
- Maintenance-free frames and sashes that will never need painting, scraping or caulking.
- DuraBrake pivot/glide shoe that enhances the smooth sash operation.
- EasyGrip swing latch locks the sash in place at the top and bottom.
- Drop-in glazing provides energy efficiency as well as interior aesthetic appeal.
- Available in 2-lite and 3-lite configurations.

Garden Windows.

Your favorite plants will appreciate the warmth of the summer sun in this stylish setting.



- Fully welded mainframe for strength and stability.
- Top sloped insulating glass panel is tempered for improved safety and unit integrity.
- Equal sightlines between picture units and operating sashes.
- Twin sealing, fully screened, operating casement improves weather protection.
- Multi-point locking system for a tighter seal and added security.
- Clear 1" insulated glass unit provides all-weather protection.

Casement Windows.

Nothing lets in light or captures cooling breezes quite as nicely as our casement windows.



- Beveled exterior sash design gives the window the appearance of a larger glass area with an attractive slimline look.
- Step-down frame with compression-type inner bulb seal provides a tight seal during inclement weather.
- Positive crank mechanism permits easy operation when opening and closing the sash.
- Metal reinforcement helps to secure the operating hinge system.
- Multi-point locking system ensures a tight fit and added security.

Sliding Patio Doors.

Carefree style and smooth, easy operation extend your living space and exterior views.




- Mainframe substructure, combined with vinyl cladding, provide an effective thermal barrier.
- Vertical sash components are metal reinforced for added structural strength.
- Extra-deep weatherstripped integral interlocks at meeting stiles for added protection against air infiltration.
- Panels slide on dual adjustable brass wheels with steel ball bearings for smooth movement.
- Heavy-duty fiberglass screen with aluminum frame features an adjustable independent wheel system in all four corners.

Decorative Options.

Distinctive options reflect your personal style.


Interior Grids

Classic grids are available in complementary white or beige, with Colonial, Diamond, Prairie and Double Prairie patterns. Contoured Colonial grids feature a modeled "cut wood" look and are available in complementary colors. Geneva Windows are also available with narrow Colonial grids with a bright-brass finish. All grids are enclosed within the insulated glass unit for easy cleaning.



Cut Glass

Geneva Windows are also available in a variety of cut and polished glass patterns.



All Geneva Windows are available in white or beige.



Performance Options.



Make your home an energy miser.

It's easy. Just upgrade your windows with our ENERGY STAR® qualified CLIMATECH® INSULATED GLASS PACKAGE.

Geneva Windows are designed for superior thermal performance. By choosing our ClimaTech® insulated glass package, featuring PPG's Low-E Glass and the Intercept™ Warm Edge Spacer System, you can help reduce your energy costs even more, while further reducing consumption of fossil fuels.



What makes the CLIMATECH® INSULATED GLASS PACKAGE so effective?

Since 80% of a window is glass, substantial heating and cooling savings come from improved glass performance.

■ Our combination of UV-filtering Low-E Glass, insulating argon gas* and the Intercept™ Warm Edge Spacer System creates significant energy efficiency. Together they can cut the damaging effects of the sun, which can lead to the fading of carpets, curtains and furniture by an additional 72% over clear insulated glass units.

■ In winter, a warmer glass temperature is maintained, increasing the R-value by an additional 104%.

■ In summer, a 49% reduction in solar heat gain helps cut air-conditioning costs.

The result: Your monthly utility bills will reflect savings year round.