

UltraMaxx[®]

Ultra - Premium, Custom - Made Windows

UltraMaxx[®]

*The Perfect Window . . .
Inside and Out.*



*The perfect window with endless
beauty, strength and energy savings.*

Alside

Alside PO Box 2010 Akron, Ohio 44309
1-800-922-6009 www.alside.com



Please recycle

©2011 Alside. Alside, UltraMaxx and ClimaTech are registered trademarks of Alside. FrameWorks is a trademark of Alside. Intercept is a registered trademark of PPG Industries. ENERGY STAR name and logo are registered U.S. marks and are owned by the U.S. government. *It is always suggested to consult your tax planner and review all IRS guidelines. Alside nor its representatives shall act as a tax advisor. †A written copy of the warranty is available by writing to: Warranty Department, PO Box 2010 Akron, Ohio 44309. **Insulated Glass (IG) units that require capillary tubes may experience some argon gas depletion. ††It is imperative that your new Bay or Bow window is sealed and finished properly within the first 30 days after installation. Failure to properly finish and seal all of the wood components may cause the wood to fade, swell, warp, or develop other defects that would not be covered under your normal product warranty. Colors are reproduced by lithographic process and may vary slightly from colors of actual product. All specifications and designs subject to change without notice. Printed in USA Rev. 3-11/25M/OP 75-2806-01

Alside[®]



Finally, a window that exceeds your expectations.

Definity™ Vinyl Technology

The heart of the UltraMaxx platform is Definity vinyl. This advanced vinyl compound is rugged, durable and virtually maintenance-free. The material's low thermal conductivity makes it the perfect choice for window manufacturing.

EliteWeld™ Fusion Welding

Every corner of the UltraMaxx Window features EliteWeld fusion welding, a technologically-advanced method of construction that delivers superior strength. The EliteWeld method produces full-contact welding points and does not require below-the-face flash clean up.



Intercept® Spacer System

The Intercept Spacer System features a unique, one-piece U-channel design that creates an effective thermal barrier to help reduce conducted heat loss through the window. Its sealed, one-piece design makes Intercept spacers stronger and better at retaining insulating gas than many conventional designs. Intercept spacers are so energy efficient that they keep the edges of the window glass warmer, so your home feels more comfortable in the winter.

WeatherEdge™ Full-Capture Sill

Our double-hung windows feature a WeatherEdge full-capture sill. This classic sill design lends a subtle touch of traditional charm while channeling water to the exterior – keeping your windows free from accumulation of water and debris.

UltraMaxx Double-Hung, Sliding, and Casement Windows feature a mainframe design that helps the UltraMaxx Window accommodate various installation methods and architectural styles.

Constant Force Balance System

Our double-hung window units feature the stainless steel Constant Force balance system. This system ensures smooth and easy sash opening and closing, and has been rigorously tested for decades of operation. So rigorous in fact, that this balance system has been tested to nearly 6,000 cycles (one cycle is the equivalent of opening and closing the sash), far exceeding the industry standard of 4,000 cycles.

Triton™ Locking System


All UltraMaxx Double-Hung and Sliding Windows feature the Triton Locking System. Located at the meeting rail, this heavy-duty cam lock and keeper fit tightly together when fully engaged for added security. The Triton Locking System also forces the interlock at the meeting rail of both sashes to close tightly which helps to prevent air infiltration. Double locks are standard on all windows 25" or wider.

SteelForce™ Reinforcement

The SteelForce steel reinforcement is installed in every UltraMaxx Double-Hung and Sliding Window. This heavy-duty steel extrusion is placed within the sashes at the meeting rail to ensure extra protection at this very critical and often used location.

CommandPlus™ Hardware

Our casement and awning windows feature CommandPlus operating hardware. This heavy-duty hardware provides maximum strength for lifelong ease of operation, along with a corrosion-proof finish that is guaranteed for life.



Go Green

Exceptionally energy-smart and weathertight, Alside Windows not only reduce fuel consumption needed to heat and cool homes, they also boast a long service life and achieve optimal material use and minimal waste in production. Virtually all in-plant vinyl scrap is recycled into other useful products, further reducing the environmental impact of waste. And because vinyl never needs to be painted, it helps eliminate paint, stain and other maintenance-related products from entering the waste stream or releasing volatile organic compounds (VOCs) into the atmosphere. Vinyl windows also are eco-friendly because vinyl resin is derived largely from common salt – a sustainable and abundant natural resource!



!Source: A Clear View – Vinyl Windows and the Environment. American Architectural Manufacturers Association (AAMA) & The Vinyl Institute (VI). March 2007

Qualifies for Tax Credits!

Take advantage of temporary tax credit incentives.



When you purchase new products that meet energy efficiency guidelines you may be eligible to take advantage of temporary tax credit incentives. UltraMaxx Windows with various ClimaTech insulating glass packages may qualify for valuable tax savings. Please see your Alside Sales Representative for more information and visit www.energy.gov/taxbreaks.htm for complete details.



USGBC and related logo is a trademark owned by the U.S. Green Building Council and is used by permission.



Enjoy greater comfort and lower energy bills.

No matter where you live, it costs money to stay comfortable. In the summer, you pay to keep heat out of your home; in the winter, you pay to keep it in. That's when ordinary windows become a costly problem. They do little to stop the gain – or loss – of heat. That's why UltraMaxx Fusion-Welded Vinyl Windows are such a great investment. They incorporate more than a dozen advanced design features that effectively block the flow of heat, saving you money and keeping you comfortable, season after season.

UltraMaxx's outstanding performance starts with innovatively engineered components that provide the basis for superior energy savings.

The multi-chamber design of the UltraMaxx Window helps trap dead air to produce an effective insulating barrier, while fusion-welded frames and sashes provide superior structural strength and create a permanent barrier against air and moisture infiltration.

A special multi-layer weatherstripping and a superior sash interlock system offer additional barriers to air infiltration, adding up to greater energy savings – and lower utility bills.

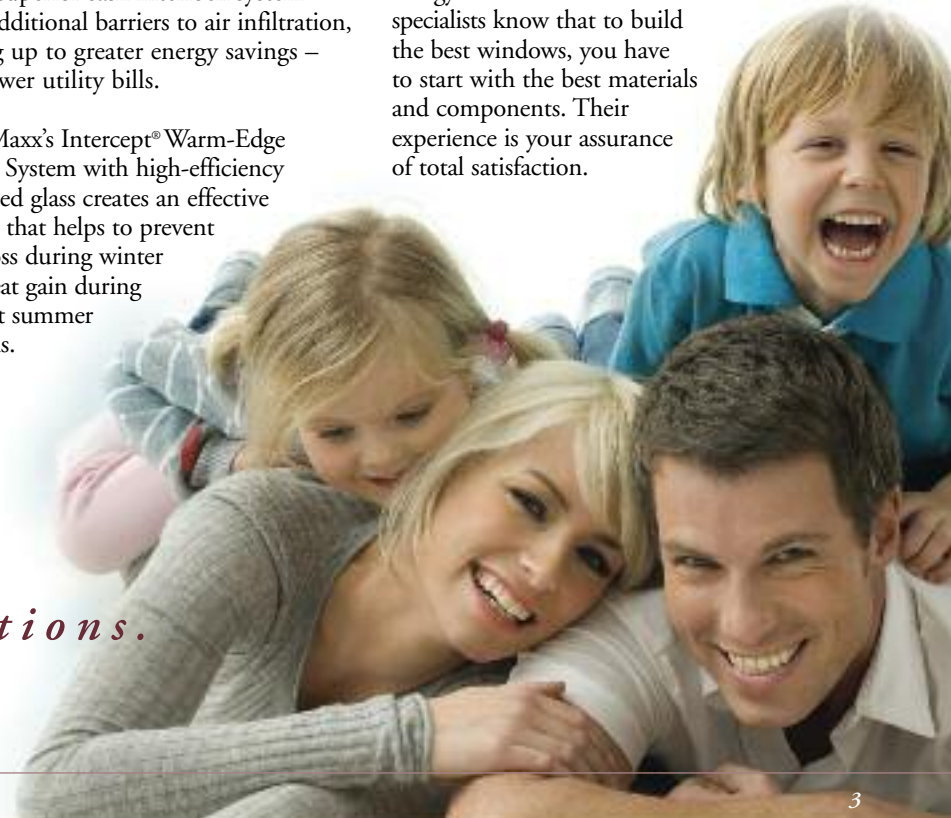
UltraMaxx's Intercept® Warm-Edge Spacer System with high-efficiency insulated glass creates an effective barrier that helps to prevent heat loss during winter and heat gain during the hot summer months.

Premium raw materials form the extra-thick walls of UltraMaxx's sturdy frames and sashes, and the quality construction ensures that they won't rot, swell, split, corrode or pit. It's tough, durable and other than an occasional washing, requires minimal maintenance.

To ensure easy opening and closing of the UltraMaxx Window, the constant force balance system and heavy-duty operating hardware will continue to operate perfectly, even after decades of regular use. A full-capture sill enhances protection from the elements while maintaining the timeless detailed appearance characteristic of double-hung windows. Beveled mainframe on double-hung, sliding and casement windows provide a finished appearance complementing every home style.

Experience you can trust.

When you buy UltraMaxx Windows, you know you're getting more than just frames, sashes and glass. You're getting the knowledge and technical skills of Alside's Product Development Group – experts with a proven track record designing, building and testing superior, energy-efficient windows. These specialists know that to build the best windows, you have to start with the best materials and components. Their experience is your assurance of total satisfaction.



Using advanced design and superior materials, UltraMaxx Windows produce outstanding energy savings and trouble-free operation.

1. **Vinyl frames and sashes will never chip, peel, crack or warp.** Made with premium raw materials, the vinyl color is formulated throughout so the beautiful luster lasts.
2. **Multi-chambered sash and mainframe** create insulating air spaces for thermal efficiency.
3. **Quad 4 weatherstripping** at the header and sill adds greater protection from the elements.
4. **Insulated glass unit** featuring double-strength glass with optimal air space improves year-round performance.
5. **PPG Intercept® Warm-Edge Spacer System** maximizes thermal efficiency and the life of the insulated glass unit.
6. **Interlock at sash meeting rail** creates a super-tight seal against air infiltration, providing security, comfort and well-being.
7. **Steel reinforcement** adds strength at the meeting rail.
8. **Drop-in glazing provides energy efficiency** as well as interior aesthetic appeal.
9. **Full-capture sill** enhances protection from the elements.
10. **Hidden screen track** for clean lines and added beauty.
11. **Exclusive triple lift rails** provide strength and stability for easy operation.

Plus these additional advanced design features:

- Fusion-welded frames and sashes add strength and rigidity.
- Dual ventilator locks provide a limited and secure opening of the window for ventilation.
- Full balance covers help protect against air infiltration while adding a finished look to the window frame.
- Constant force balance system eliminates sash cords, weights and pulleys, and provides easy fingertip operation.
- Tilt-in top and bottom sashes make cleaning safe and easy from inside the home.
- Triple-barrier weatherstripping between the sash and jamb for superior protection from air and water infiltration.
- Full or half fiberglass screens provide ventilation while keeping insects out.

The Alside Lifetime Limited Warranty

UltraMaxx Windows are made by Alside, a recognized leader in product innovation, manufacturing excellence and uncompromising quality control.



That's a reputation you can count on, from the day your windows are installed until the day you sell your home. And to make your buying decision easier, Alside backs all UltraMaxx Windows with a Lifetime Limited Warranty†. . . one of the strongest in the industry.

ClimaTech. . . your solution for increased window performance.

Our optional ClimaTech insulated glass package combines multi-layered low-emissivity (Low-E) glass, argon gas** and the PPG Intercept Warm-Edge Spacer System. ClimaTech is up to 40% more energy-efficient than most other Low-E or Mid-E glass systems and provides more than twice the energy efficiency of clear glass units.

UltraMaxx Windows with ClimaTech exceed the performance requirements set forth by the U.S. Department of Energy in conjunction with the National Fenestration Rating Council (NFRC) test criteria.

One of the most critical NFRC tests measures the rate of heat loss through a window or door (U-Factor). The lower the U-Factor, the better the product is at resisting heat flow, which results in a product with a greater insulating value.

*UltraMaxx Double-Hung Glass Performance Comparison**

| | U-Factor | SHGC |
|-----------------|----------|------|
| Clear Glass | 0.45 | 0.54 |
| ClimaTech | 0.30 | 0.28 |
| ClimaTech Elite | 0.29 | 0.20 |
| ClimaTech TG2 | 0.23 | 0.24 |

*Whole window values.


Another critical NFRC test is for Solar Heat Gain Coefficient (SHGC). This procedure measures how well a product blocks heat caused by sunlight. Again, the lower the number, the less solar heat the window transmits into the home. The above chart clearly shows how the performance of UltraMaxx Windows can be enhanced with the addition of various ClimaTech insulated glass packages.



Low-E glass filters long-wave radiation from the sun. This reduces solar heat gain from the summer sun, helping to keep your home cooler.



Low-E glass takes on a new duty in winter months. It lets warm solar rays into your home, while preventing indoor heat from escaping.



Performance Options

Make your home an energy miser. It's easy!

For maximum energy savings, upgrade your UltraMaxx Windows with a ClimaTech insulating glass package, featuring Low-E glass, argon gas and the PPG Intercept Warm-Edge Spacer System. The superior thermal performance of this insulating glass unit can help lower your energy costs while further reducing the consumption of fossil fuels. Many ClimaTech insulating glass packages meet the latest ENERGY STAR® requirements. Consult your window professional for the optimal glass package required for your home and climate zone.

What makes the ClimaTech insulated glass package so effective?

Since 80% of a window is glass, substantial heating and cooling savings come from improved glass performance.

- Our combination of UV-filtering Low-E glass, argon gas and the Intercept Warm-Edge Spacer System dramatically enhances energy efficiency. Together they can cut the damaging effects of the sun, which can lead to the fading of carpets, curtains and furniture, by an additional 76% over clear insulated glass units.
- In winter, a warmer glass temperature is maintained, increasing the R-Value by up to an additional 95%.
- In summer, up to a 63% reduction in solar heat gain helps reduce air-conditioning costs.



Alside offers a variety of ENERGY STAR qualified products. Consult your window professional for the optimal glass package required for your home and climate zone.

Double-Hung Windows



Multi-chambered frame and sash (left). Heavy-duty cam action locking system (center). Recessed tilt latches (right).

The simple, understated beauty of double-hung windows adds style and elegance to any home. You simply cannot outdo an American classic.

- Fusion-welded sash and mainframe structure for added strength and rigidity.
- Interlock at sash meeting rail creates a super-tight seal against air infiltration, providing security, comfort and well-being.
- Exclusive triple lift rails provide strength and stability for easy operation.
- Drop-in glazing provides energy efficiency as well as interior aesthetic appeal.
- Triple-barrier weatherstripping for superior protection from air and water infiltration.
- Constant force balance system eliminates sash cords, weights and pulleys and provides easy fingertip operation.
- Hidden screen track for clean lines and added beauty.

Sliding Windows



More window area usually means higher heating and cooling bills. Not the case with UltraMaxx Sliding Windows. A unique energy-smart and trouble-free design makes it a breeze to add beauty to your home.



Each sliding window operating sash features two sets of solid-brass tandem rollers to ensure smooth, effortless window operation (left). Sash limit-locks allow fresh air ventilation (right).

- Fusion-welded sash and mainframe structure for increased strength and rigidity.
- Tough, extra-thick extrusion walls provide the ultimate in welding strength.
- Hidden screen track produces clean lines and added beauty.
- Double-barrier weatherstripping for superior protection from air and water infiltration.
- Nylon-encased dual brass roller system.
- Theft deterrent locks.



Swing & Clean Sliding Windows

Cleaning is a snap. Simply unlock the control latch and swing inward. You'll never have to remove any of the sashes to clean the exterior glass.

Note: Swing & Clean is an option and does not come standard on sliding windows.

Casement Windows



A low-profile, single-lever locking handle adds to the ease of operation (left). Sturdy stainless steel hinge system for years of trouble-free opening and closing (center). Functional and stylish, this sleek fold-away crank handle won't get caught up in blinds or curtains (right).

Casement windows are both beautiful and versatile, making them easy to use in any room and with any architectural style.

- Beveled exterior sash design creates the appearance of a larger glass area with an attractive slimline look.
- Step-down frame with compression-type inner bulb seal provides a tight seal during inclement weather.
- State-of-the-art hinge system offers multi-directional ventilation and allows sash cleaning from inside the home.
- Positive crank mechanism allows easy operation when opening and closing the sash.
- Metal reinforcement helps to secure the operating hinge system.
- Multi-point locking system ensures a tight fit and added security.
- Multiple lite configurations available in a single mainframe.

Awning Windows

Create an elegant interior and exterior design for your home with easy-to-operate awning windows.

- Beveled exterior sash design gives the window the appearance of a larger glass area with an attractive slimline look.
- Heavy-duty, state-of-the-art hinge system provides easy operation from inside the home.
- Metal reinforcement helps to secure the operating hinge system.
- Dual-point locking system ensures a tight fit and added security.
- Multiple lite configurations available in a single mainframe.
- Combine awning and fixed-lite windows to add striking beauty and increased visibility.



Sturdy stainless steel hinge system for years of trouble-free opening and closing.



Dual locking system seals window tightly.



Bay and Bow Windows

Bay and bow windows let you change the basic architectural look of your home – inside and out. They open up rooms, making them seem larger and brighter.

- 1 1/4" furniture grade veneer is standard in the construction of head, seatboard and jambs.
- Head and seatboard is available in oak or birch veneer finishes and are ready for painting or staining.^{††}
- 3" pre-insulated seatboard option means a more comfortable home and helps increase energy savings.
- Slimline reinforced mullion design provides superior strength and support for the selected components.
- Bay and bow windows are available in white or beige with optional soft maple, rich maple, light oak, dark oak, foxwood or cherry woodgrain interior finishes.
- Exterior roof system available with optional copper or painted aluminum roof clad kits.



Choose from an oak or birch furniture-grade veneer to complement your window selection (left).



Garden Windows



Now you can have fresh flowers or herbs in your home throughout the year, right in the room where they'll bring you the most pleasure.

- Fully welded mainframe for strength and stability.
- Top sloped insulating glass panel is tempered for improved safety and unit integrity.
- Equal sightlines between picture units and operating sashes.
- Twin-sealing, fully screened, operating casements improves weather protection.
- Multi-point locking system for a tighter seal and added security.
- Clear 1" insulated glass unit provides all-weather protection.

Garden windows feature easy-to-reach operating and locking hardware.




Sliding Patio Doors



Go outside or bring the outside in with classic patio doors that combine beauty and energy efficiency.

- Vertical sash components are metal reinforced for added structural strength.
- Extra-deep, weatherstripped integral interlocks at meeting stiles for added protection against air infiltration.
- Structural composite roller system ensures quiet and easy operation.
- Heavy-duty fiberglass screen with aluminum frame features an adjustable independent wheel system in all four corners.
- Available in 2-, 3-, and 4-lite configurations.
- Choose from a variety of solid colors, woodgrain options, hardware finishes, and grid patterns to complement your UltraMaxx Windows.



Structural composite roller system ensures easy operation – for life (left). Solid vinyl threshold with anodized aluminum sill cover (right).



Colors and Finishes

UltraMaxx Windows are available in a wide array of beautiful colors and natural-looking wood finishes to lend style and refinement to your home – both inside and out.


Interior Choices

Interior finishes include white and beige, as well as laminate woodgrains in white, soft maple, rich maple, light oak, dark oak, foxwood and cherry. All interior woodgrains have a white or beige exterior – except white woodgrain, which is available in a beige exterior only.

Exterior Choices

Exterior choices include white and beige, as well as laminate colors in Architectural Bronze, Hudson Khaki, Desert Clay, English Red, Forest Green, American Terra and Castle Gray. All exterior laminate colors shown have a white interior; American Terra also is available in a beige interior.

FrameWorks' triple-layer laminate composition expertly marries a highly resilient, transparent double layer of protection consisting of PVDF and PMMA materials to an acrylic base layer to form an extremely weatherable surface that maintains its attractive appearance over the life of the product. FrameWorks exterior laminates carry a 10 year fade-resistance warranty rider.[†]



White[‡] Beige[‡] White Woodgrain Soft Maple Rich Maple



Light Oak Dark Oak Foxwood Cherry



White[‡] Beige[‡] Architectural Bronze Hudson Khaki Desert Clay



English Red Forest Green American Terra Castle Gray

[‡] Solid color, non-laminated windows.
[†] Patio doors are available in a matching painted finish.

Grid Options

Designer grids lend an added measure of style and dimension to your windows. All grids are enclosed within the insulated glass unit for easy cleaning. Choose from our selection of beautiful grid profiles and patterns to design the ideal window for your home:

Classic Grids – available in Colonial, Diamond, Craftsman, Prairie and Double Prairie patterns

Contoured Grids – available in Colonial, Prairie and Double Prairie patterns

Gold Tone Brass Grids – available in Prairie and Double Prairie patterns


Narrow Brass Grids – available in a Colonial pattern

^{*}Available in operating and fixed-lite casements.

Grid Patterns:




Grid Profiles:




V-Grooved Cut Glass

Add a cut or polished V-grooved glass pattern to your window for the perfect touch of elegance.



Authentic Beveled-Leaded Glass

These options add personality and curb appeal to any home. All leaded glass is crafted using hand-cut glass, crystal bevel clusters, and hand-soldered camings. Available in four attractive glass styles to suit your architectural décor. Select a coming metal to match your taste – brass, pewter, or lead.



Your Assurance of Quality



The American Architectural Manufacturers Association (AAMA) is internationally recognized for the development of stringent performance standards. Every window and door that boasts AAMA certification undergoes extensive independent testing for resistance to water leakage, air pressure, and impact.



The American Society for Testing and Materials (ASTM) is a non-profit organization that provides a forum for the development and publication of voluntary consensus standards for materials, products, systems and services. ASTM standards serve as a basis for manufacturing, procurement and regulatory activities.



The National Fenestration Rating Council (NFRC) establishes test criteria that set the standard for performance ratings for manufacturers of window and door products. The primary goal of the NFRC is to provide accurate information on the energy performance of these products.



The Insulating Glass Certification Council (IGCC) is a non-profit organization jointly established in 1977 by manufacturers, consumers, specifiers, and others concerned with the quality and performance of insulating glass units. IGCC sponsors and directs an independent, true third-party certification program. Periodic accelerated laboratory tests, per American Society for Testing and Materials (ASTM) specifications, and unannounced plant quality audits and inspections assure the quality and performance of sealed insulating glass products.



The advanced components and design used in UltraMaxx Windows exceed all criteria required by the ENERGY STAR program. The ENERGY STAR program is a joint venture between the U.S. Environmental Protection Agency (EPA) and the U.S. Department of Energy (U.S. DOE) designed to encourage homeowners to purchase energy-efficient products. Using less energy in our homes reduces the amount of CO₂ emissions released into the atmosphere from burning fossil fuels such as coal, oil and natural gas.